

Vision A1

Digital scanning analyzer

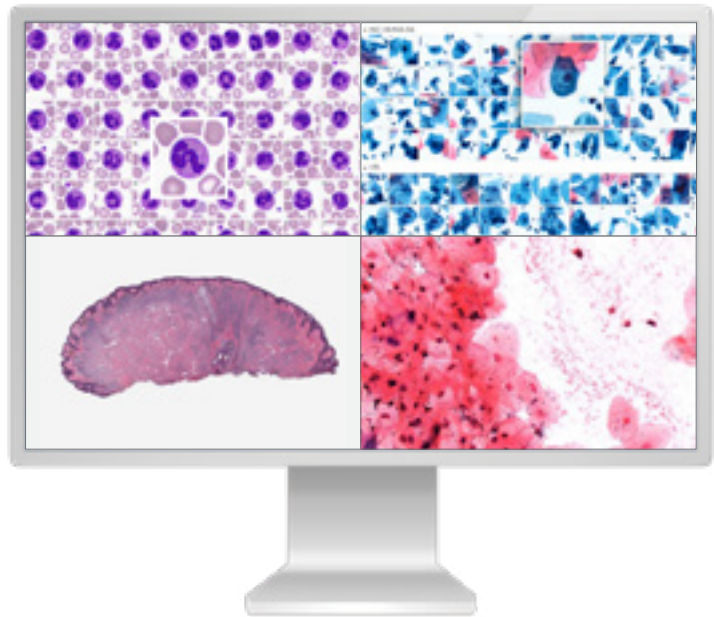
Artificial Intelligence. Automatic cells analysis. Remote consultations and telemedicine. Automatic systems for microscopy analysis.

 Made in Austria



Vision A1

Digital scanning analyzer



- Automatic sample scanning
- Automatic analysis and pre-classification
- Automated microscopy

- Convenience and ease of use
- Reduced analysis time
- For small and medium-sized laboratories

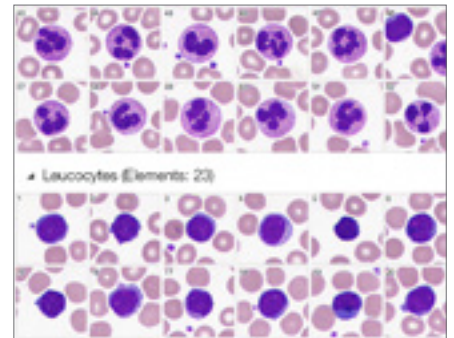
3 easy steps of scanning



Place the slide to the slide holder



Insert the holder into the scanner and start scanning of the slides



Get the result!


Choose your application module



Vision Slide

For life science, histology and clinical laboratories


- Automatic sample scanning
- Creation of digital slides
- Object analysis. Count and classification
- Customizable blank for digital report



Vision Hema

Digital morphology of blood cells


- Identification and pre-classification of leucocytes
- Analysis of erythrocytes and reticulocytes
- Analysis of platelets
- Analysis of pathological and complex cells
- Scanning of blood smear tail



Vision Body Fluids

Analysis of human body fluids

- Automatic analysis of cells in human body fluids (exudates and cerebro-spinal fluid)



Vision Cyto Pap

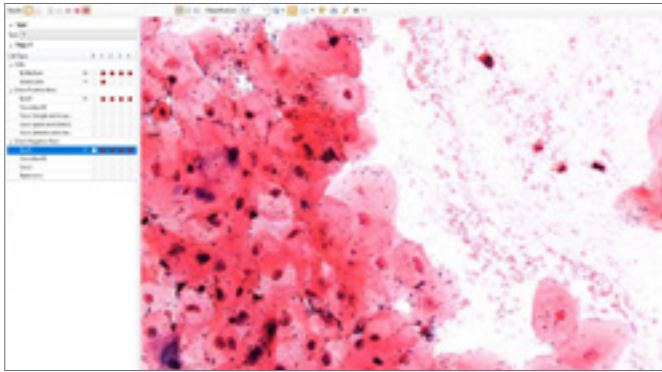
Automated cervical screening

- Automated screening for cervical samples
- Automatic pre-classification by Bethesda system

Vision Cyto Pap ICC

Automatic analysis of immunochemistry images

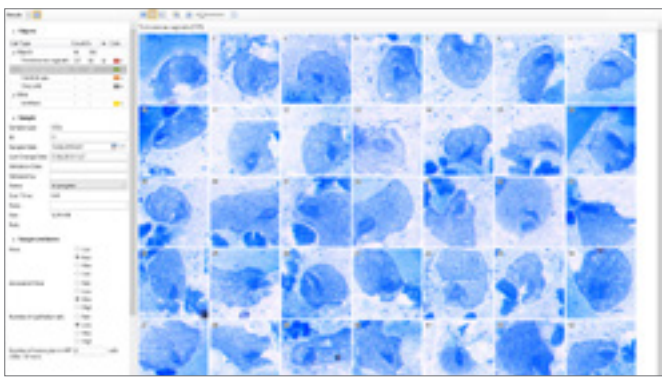
Choose your application module



Vision Gram

Gram smears analysis automation

- Automatic morphology assessment, count and pre-classification of gram-positive and gram-negative bacteria



Vision Cyto STD

Digital microscopy for diagnostics of sexually transmitted diseases

- Testing for sexually transmitted infections
- Automatic identifications: Trichomonas vaginalis, Neisseria gonorrhoeae, Fungal spores, Fungal mycelium, Leptothrix spp., Clue cells

Additional modules

Administrative modules



Vision Manager — Analysis procedure automation, data processing rules



Vision Remote — Remote workstation

Consulting and education modules



Pathoview — Personal storage for microscope digital slides



Vision Suite — Cloud/server for telemedicine and remote consultations with colleagues



Vision Expertise — Online testing and quality control

- Pre-classification has to be validated by the specialist reviewing the galleries of cells.
- Please check the intended use and the registration in your local regulation.
Depending on the regulations of the respective region, some products may be used for research purpose only.
- We reserve the right to change specification without notice.



West Medica Produktions- und Handels-GmbH
Brown-Boveri-Straße 6, B17-1
2351 Wiener Neudorf, Austria
tel.: +43 (0) 2236 892465, fax: +43 (0) 2236 892464
vienna@westmedica.com, www.VisionA1.com

Official Distributor